








|  ID/iÇ | |  OD/DÇ |  WP/ÇB | |  BP/PB | |  BR/KY/r |  W/A |  L/B |
|---|------|--|--|------|--|-------|---|--|--|
| inch | mm | mm | BAR | PSI | BAR | PSI | mm | gr/mt | mt |
| 3/8" | 9.5 | 22 | 500 | 7250 | 2000 | 29000 | 120 | 830 | > 10 |
| 1/2" | 12.7 | 25.2 | 470 | 6820 | 1880 | 27280 | 160 | 960 | > 10 |
| 5/8" | 16 | 28.8 | 410 | 5950 | 1640 | 23800 | 210 | 1160 | > 10 |
| 3/4" | 19 | 32.5 | 375 | 5440 | 1500 | 21760 | 260 | 1525 | > 10 |
| 1" | 25.4 | 40.6 | 327 | 4750 | 1310 | 19000 | 310 | 2040 | > 10 |
| 1 1/4" | 31.8 | 46.5 | 240 | 3480 | 960 | 13920 | 410 | 2435 | > 10 |