





 ID/İÇ		 OD/DÇ		 WP/ÇB		 BP/PB		 BR/KY/r		 W/A		 L/B	
inch	mm	mm	BAR	PSI	BAR	PSI	mm	gr/mt	mt				
1/4"	6.4	13.4	345	5000	1379	20000	50	290	> 10				
5/16"	8	15	293	4250	1172	17000	55	340	> 10				
3/8"	9.5	17.1	276	4000	1103	16000	65	425	> 10				
1/2"	12.7	20.7	241	3495	965	13995	90	585	> 10				
5/8"	16	23.8	190	2755	758	10990	100	700	> 10				
3/4"	19	27.7	155	2250	620	8990	120	825	> 10				
1"	25.4	35.5	138	2000	552	8000	150	1195	> 10				