






 ID/İÇ		 OD/DİÇ		 WP/ÇB		 BP/PB		 VACUUM	 BR/KY/r	 W/A	 L/B
inch	mm	mm	BAR	PSI	BAR	PSI	BAR	mm	gr/mt	mt	
3	76	91	10	145	40	580	0.8	530	3150	MAX 61	
4	102	120	10	145	40	580	0.8	700	4680	MAX 61	