








| <br>ID/İÇ |     | <br>OD/DÇ | <br>WP/ÇB |     | <br>BP/PB |     | <br>BR/KY/r | <br>W/A | <br>L/B |
|---|-----|---|---|-----|---|-----|--|---|---|
| inch  | mm  | mm  | BAR   | PSI | BAR   | PSI | mm   | gr/mt   | mt  |
| 3   | 76  | 93  | 10  | 145 | 40  | 580 | 760  | 3239  | MAX 61  |
| 4   | 102 | 118.5   | 10  | 145 | 40  | 580 | 1020   | 4019  | MAX 61  |
| 5   | 127 | 146   | 8   | 115 | 32  | 460 | 1270   | 5250  | MAX 61  |
| 6   | 152 | 169   | 8   | 115 | 32  | 460 | 1520   | 5830  | MAX 61  |