






 ID/İÇ		 OD/DÇ	 WP/ÇB		 BP/PB		 VACUUM	 BR/KY/r	 W/A	 L/B
inch	mm	mm	BAR	PSI	BAR	PSI	BAR	mm	gr/mt	mt
3	76	97	16	232	64	928	0.8	608	4368	MAX 61
4	102	119	16	232	64	928	0.8	816	4566	MAX 61